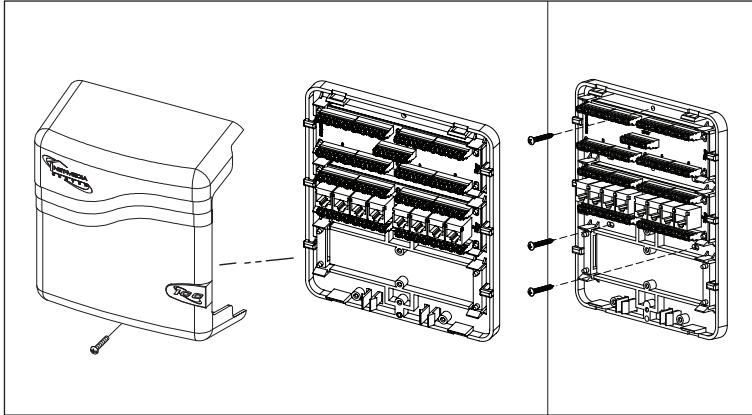


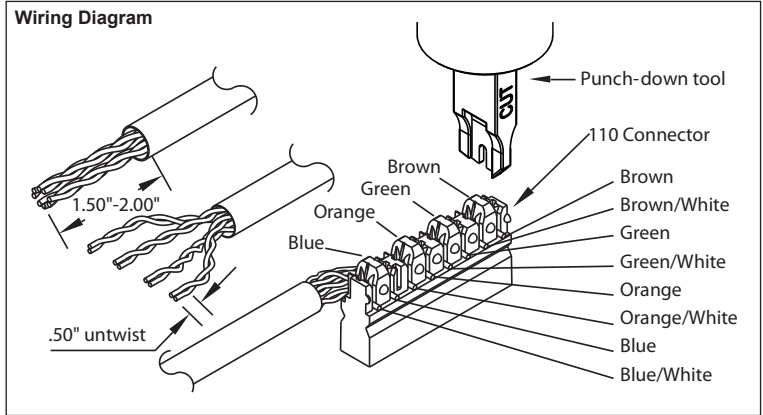


# Mini Net.Media Center™ Voice + Data

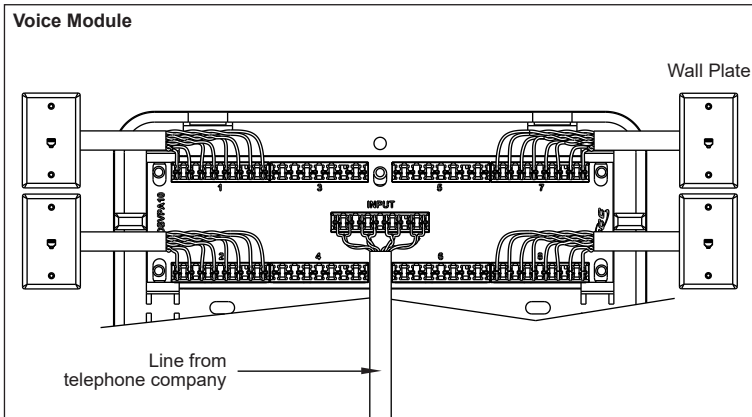
## INSTALLATION INSTRUCTIONS



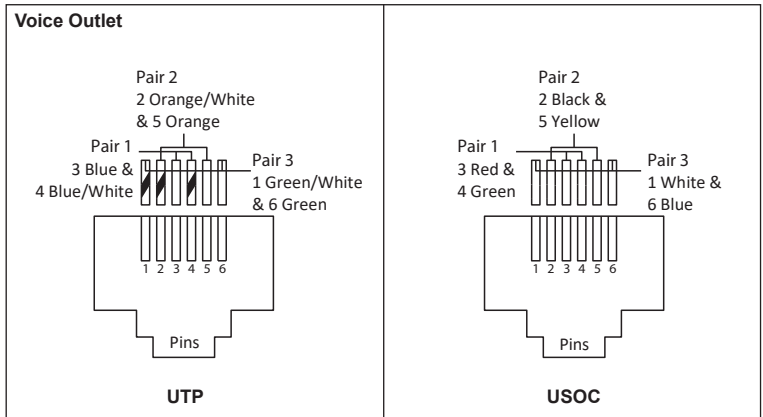
**Step 1:** Remove the screw to separate the cover from the base. Next, screw the base to the desired surface using a minimum of 3 points.



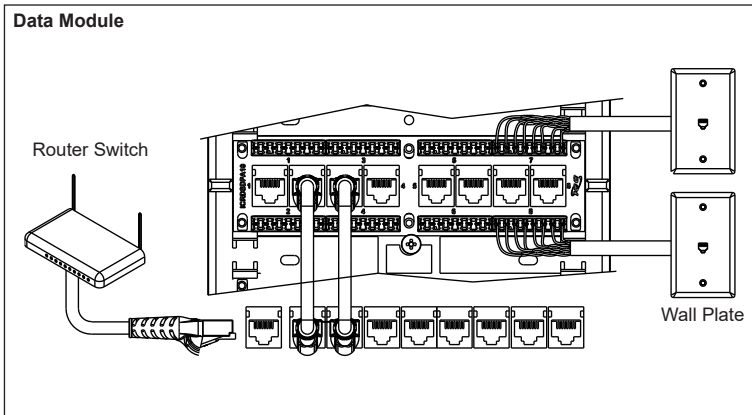
**Step 2:** Terminate the wires by only using a 110 punch-down tool. Be certain to follow the specified T568A color code for 8P8C installations as per TIA-570 residential wiring standards.



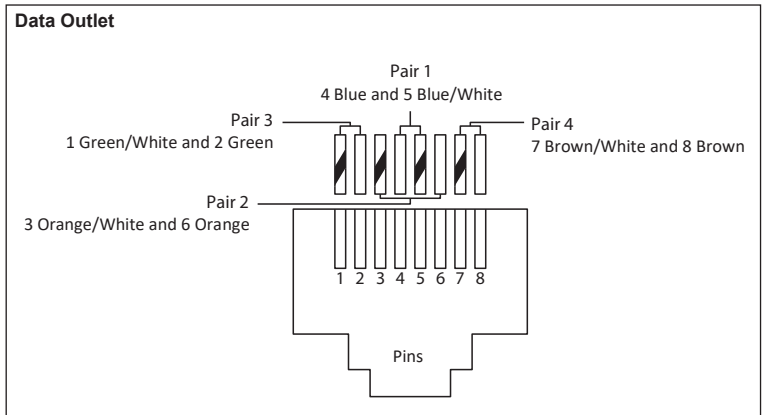
**Step 3:** Terminate the incoming phone line to the 110 IDC labeled "INPUT". Identify each outlet cable and terminate to 110 IDC labeled "1~6". Note: Line#1 = Blue; Line#2 = Orange; Line#3 = Green; Line#4 = Brown.



**Note:** Follow UTP or USOC wiring on 6P6C voice modular connectors to connect up to 3 phone lines per outlet.



**Step 4:** Terminate cables on the 4-Pair 110 connectors on the data module. Connect one end of a patch cord to the corresponding jack and the other end to the Ethernet router after identifying the port to activate.

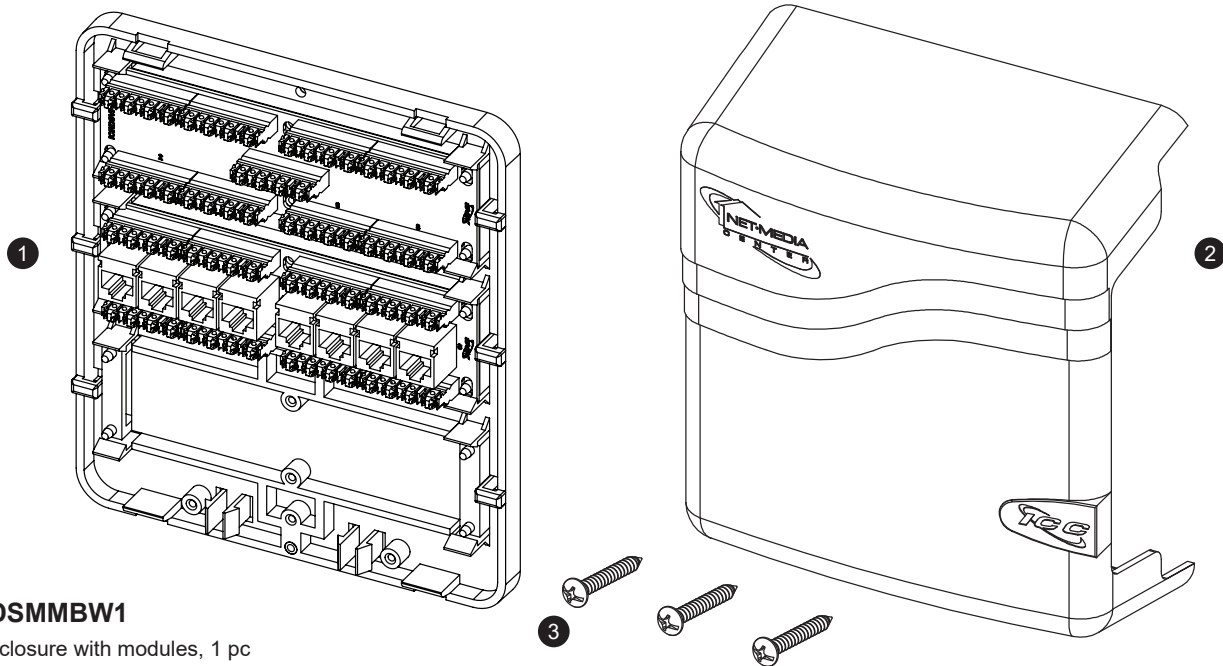


**Note:** It is important to follow T568A wiring because it allows pair 1 and 2 to be used for phone applications, up to 2 lines.



## Mini Net.Media Center™ Voice + Data

### INSTALLATION INSTRUCTIONS



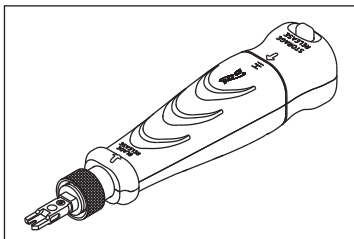
#### ICRDSMMBW1

- ① Enclosure with modules, 1 pc
- ② Cover, 1 pc
- ③ #6 x 1" Mounting Screw, 3 pcs

### FEATURES AND BENEFITS

- Snap-on cover and base are constructed of durable ABS plastic
- 8-Port bridged telephone module for connecting phones in 8 locations
- 8-Port CAT 5e data module for networking up to 8 computers
- Compact size perfect for installing in garages, basements and bedroom closets
- Side access points are on the left and right for easy cable entry and exit

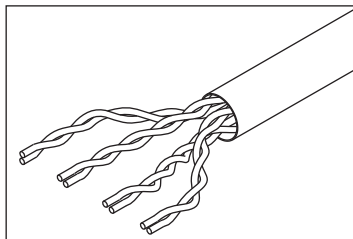
### OPTIONAL ACCESSORIES



**Single Blade Punch-Down Tool**

#### ICACSPDT00

- Single wire termination
- 110 IDC and 66 blocks
- Both blades included
- Adjustable impact settings
- Comfortable grip

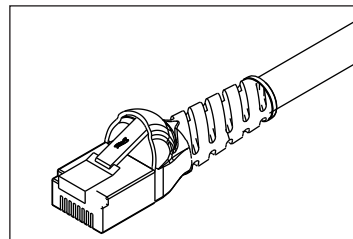


**CAT 5e UTP Premise Cables**

#### ICCABP5Exx\* CMP ICCABR5Exx\* CMR

- 4-Pair, 24 AWG
- Solid copper cable
- 1000 ft., EZ pull carton

xx\* denotes color = BL-Blue, GY-Gray, GN-Green,  
WH-White, YL-Yellow

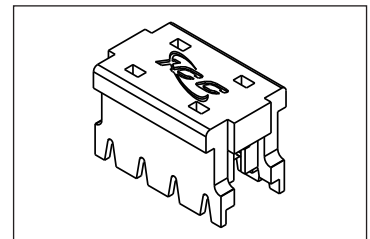


**Patch Cords**

#### ICPCSJzzxx\*

- CAT 5e, 4-Pair UTP, 24 AWG
- Slim boots fit narrow port spacing
- UL listed
- Factory tested and compatible with T568A/B

\*zz denotes length - 01, 03, 05, 07, 10, 14, 25 feet  
xx denotes color - BK-Black, BL-Blue, GN-Green,  
GY-Gray, OR-Orange, RD-Red,  
WH-White, YL-Yellow



**110 Termination Cap, 2-Pair**

#### IC110TC450

- Protects wires and prevents debris
- Works with patch panels

cs@icc.com

icc.com