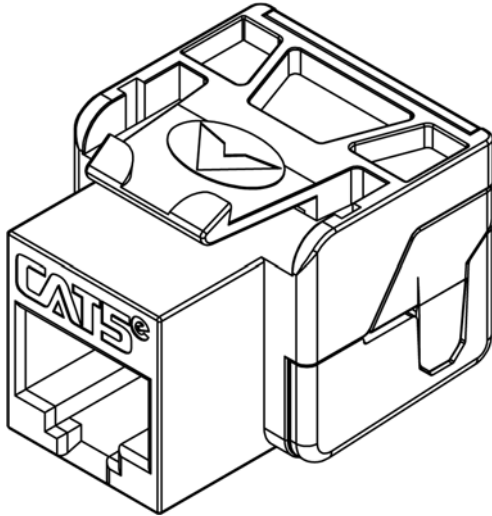


# CAT 5e EZ Modular Connector, 400 Pack, w/ JackEasy™



## Package Includes:

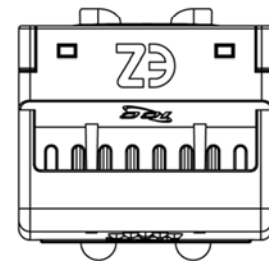
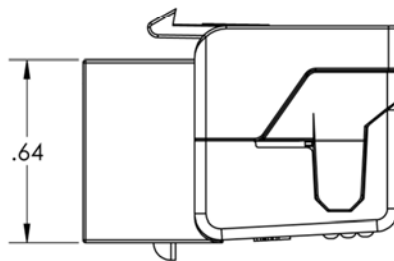
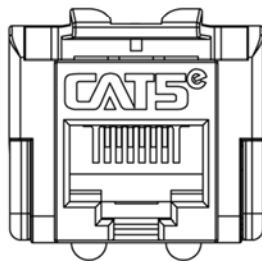
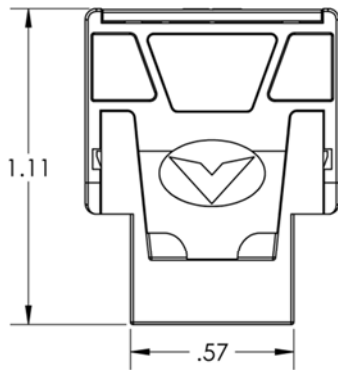
- A. CAT 5e EZ Module, 400 Pieces**
- B. JackEasy™ Termination Tool, 1 Piece**
- C. Installation Instructions, 1 Sheet**

## Features and Benefits

- CAT 5e rated connectors provide excellent performance for data networks requiring maximum speed and bandwidth.
- PCB technology provides maximum performance and superior signal quality.
- Enhanced crosstalk cancellation reduces return loss and improves performance by rejecting noise and unwanted signals.
- Exceeds ANSI/TIA-568.2-D requirements for permanent, channel link and component Performances.
- Engineered to provide 110 IDC termination reducing installation time
- Pair-to-Pair wiring for easy termination and best performance
- Includes an integrated TIA-568A/B color wiring diagram
- Backwards compatible to all lower rated category components
- Compatible with most IC107 faceplates, inserts, surface mount boxes, and blank patch panels.\*
- Used with ICC Category 5e ICPCSJ series patch cords, JackEasy™ Termination Tool ICACSPDTEH, and 110 punch down tool ICACSPDT00
- Available in blue and white
- JackEasy™ Termination Tool is included for convenience-- ICACSPDTEH
- UL 1863 compliant

### Note:

*\*Check faceplates, inserts, surface mount boxes, bezel, or blank patch panel part for compatibility\**



**NOTE: UNLESS OTHERWISE SPECIFIED**

1. CAT 5e Module:

A. Electrical:

- Current Rating: 1.5 AMPS
- Insulation Resistance: 500 MOHMS Min
- Contact Resistance: 20 MOHMS Max
- DC Resistance: 0.1 OHM Max

B. Mechanical:

- Plug Insertion Life: 750 Cycles Min
- Plug & Jack Contact Force: 100 Grams Min
- Using FCC approved plug
- Plug Retention Force: 50N (11 LBS) for 60s  $\pm$  5s
- Temperature: -40° to 150°F (-40° to 68°C)

C. Physicals:

- Housing: High Impact, Flame Retardant Plastic, UL 94V-0
- Jack Wiring: Phosphor Bronze Alloy Plated with 50  $\mu$ m of Gold  
over 70~100  $\mu$ m of Nickel
- Connector: Insulation Displacement Connector (IDC)
- Accepts 22~24 AWG Solid Wire

D. Colors: XX: BL-Blue & WH-White

**CAT 5e Connecting Hardware Requirements**

Frequency (MHz)	1.0	4.0	8.0	10.0	16.0	20.0	25.0	31.25	62.5	100
NEXT Loss (dB)	65.0	65.0	64.9	63.0	58.9	57.0	55.0	53.1	47.1	43.0
FEXT Loss (dB)	75.1	63.1	57.0	55.1	51.0	49.1	47.1	45.2	39.2	35.1
RETURN Loss (dB)	35.0	35.0	35.0	35.0	35.0	34.0	32.0	30.1	24.1	20.0
Insertion Loss (dB)	0.10	0.10	0.10	0.10	0.20	0.20	0.20	0.20	0.30	0.40

**WIRING DIAGRAM**

